



CHASHMA SUGAR MILLS LIMITED

Corporate Briefing Session 2022

Presenters:

-Mr. Rizwan Ullah Khan, CFO

-Mr. M Jawad Azam, Manager F&A

بِسْمِ اللَّهِ الرَّحْمَنِ الرَّحِيمِ

TABLE OF CONTENTS

1. Introduction (Group & Company)
2. Five Years Performance (Financial & Operational)
3. Financial Results (2022 vs 2021)
4. Current Status (Operational & Financial Performance) Three Months ended Dec 2022
5. Future Outlook

01

INTRODUCTION

(Group and Company)



INTRODUCTION OF THE GROUP

- ❖ The sponsors of the Premier Group of Companies (“The Group”) have been in commerce and industry since 1950 (experience of 70+ years).
- ❖ The Group is involved in the production of white crystalline Sugar, Ethanol, high grade polypropylene products, Grain Storage Facilities, Flour, Housing Project, bulk chemical management at Karachi terminal and interests in real-estate.
- ❖ The Group is also promoting agriculture sector in the field of variety sugar cane cultivation.
- ❖ Major Group companies include:
 - ❖ Premier Sugar Mills & Distillery Company Limited (listed company)
 - ❖ Chashma Sugar Mills Limited
 - ❖ Ultimate Whole Foods (Pvt.) Limited
 - ❖ Whole Foods (Pvt.) Limited
 - ❖ Syntron Limited
 - ❖ Syntronics Limited
 - ❖ Azlak Enterprises (Private) Limited

CHASHMA SUGAR MILLS LIMITED

- Chashma Sugar Mills Limited (“the Company”) was incorporated in Pakistan on May 5, 1988.
- The company is principally engaged in manufacturing, production and sale of sugar, other allied compound/products.
- **“Corporate Structure”** of the Company is as follows:
 - The Premier Sugar Mills & Distillery Company Limited - **Parent Company**
 - Whole Foods (Pvt.) Limited - **100% Owned Subsidiary**
 - Ultimate Whole Foods (Pvt.) Limited – **Subsidiary with 51% Shareholding**

PRODUCTION UNITS

- ❖ The Company has two Sugar Production Units and one Ethanol Production unit.
 - Unit – 1 is situated at University Road, D.I.Khan, KPK
 - Unit – 2 is situated at Ramak, D.I.Khan, KPK
 - Ethanol Unit is situated at Ramak, D.I.Khan, KPK



Chashma Unit – 1
Rated Crushing Capacity: 12,000 MT/day



Chashma Unit – 2
Rated Crushing Capacity: 6,000 MT/day



Chashma Unit – Ethanol
Production Capacity: 125,000 liters/day



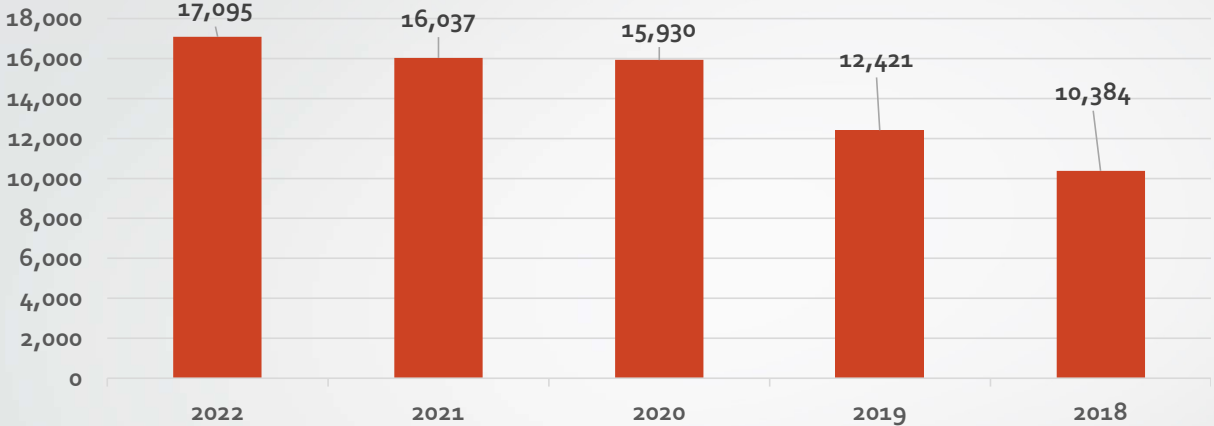
02

FIVE YEARS PERFORMANCE

(Financial & Operational)

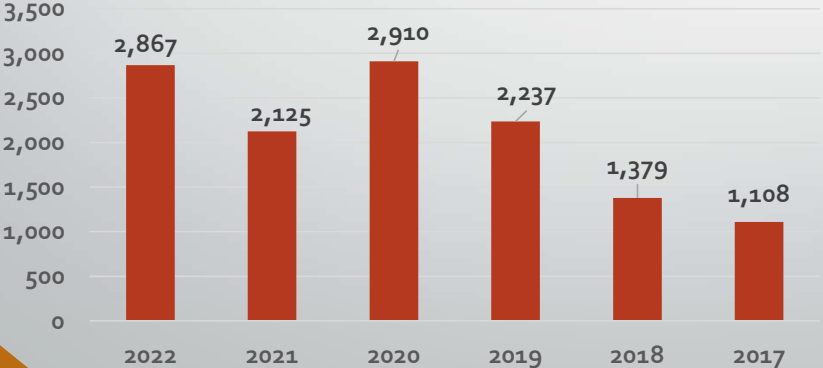
Sales - net

(Rupees in Million)



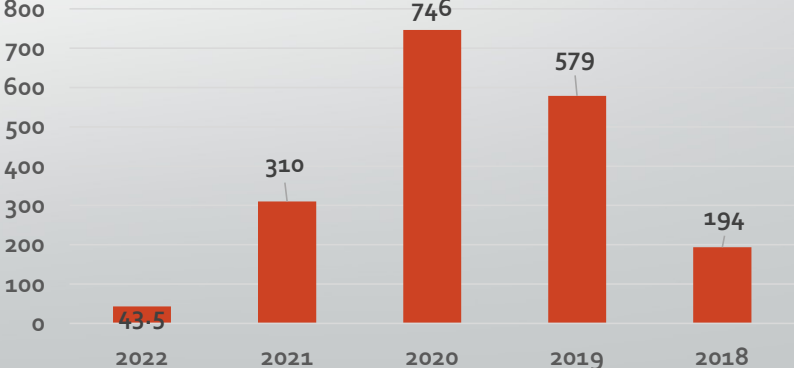
Gross Profit

(Rupees in Million)



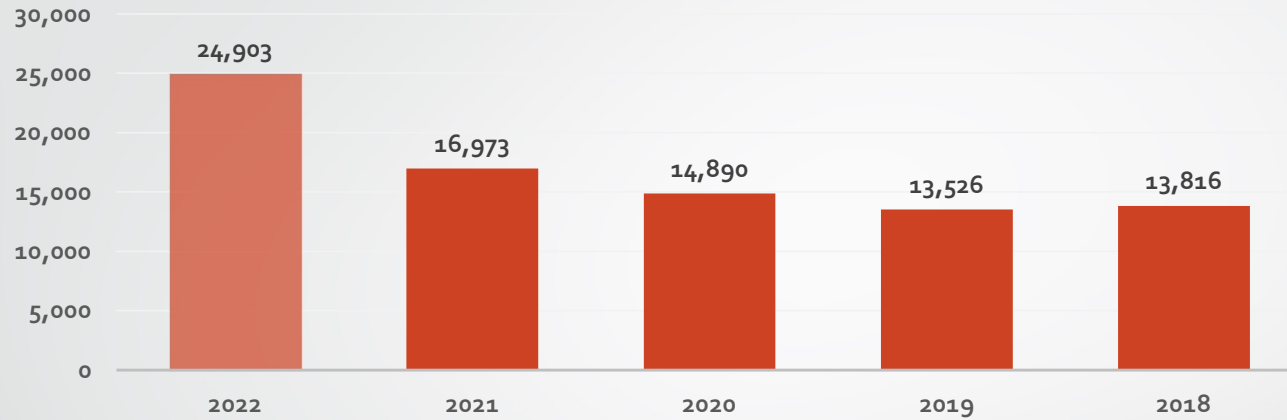
Net Profit (PAT)

(Rupees in Million)



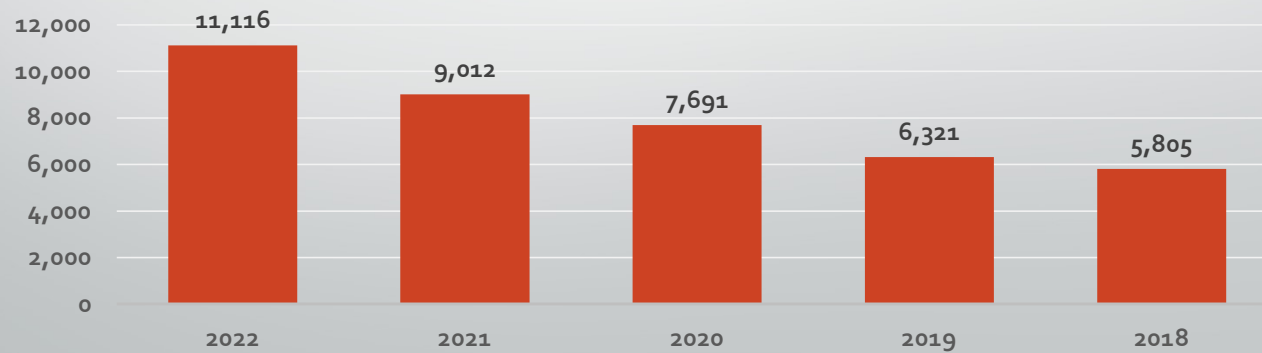
Total Assets

(Rupees in Million)

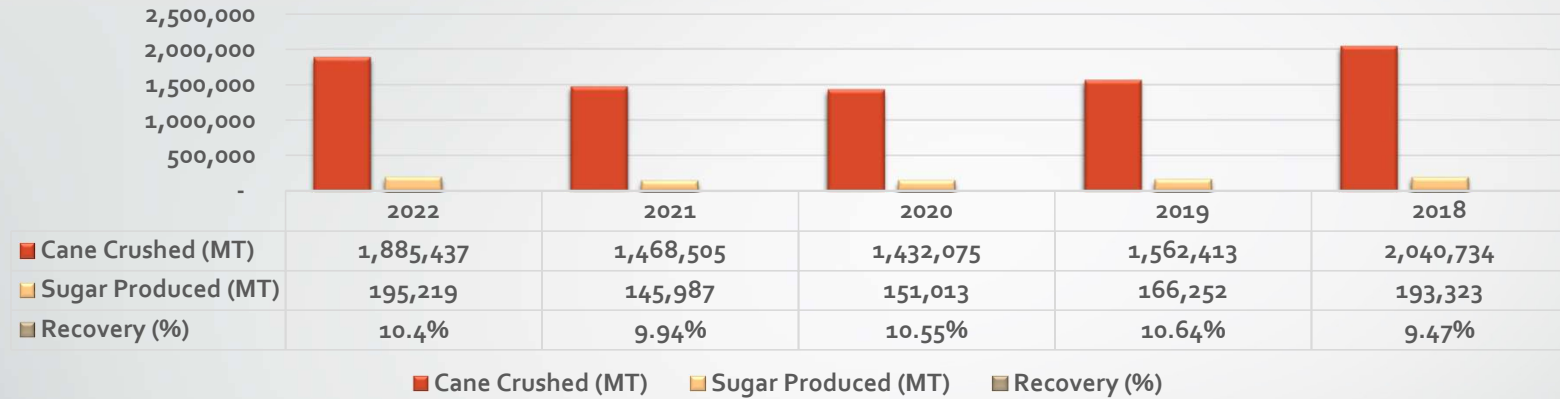


Shareholder's Equity

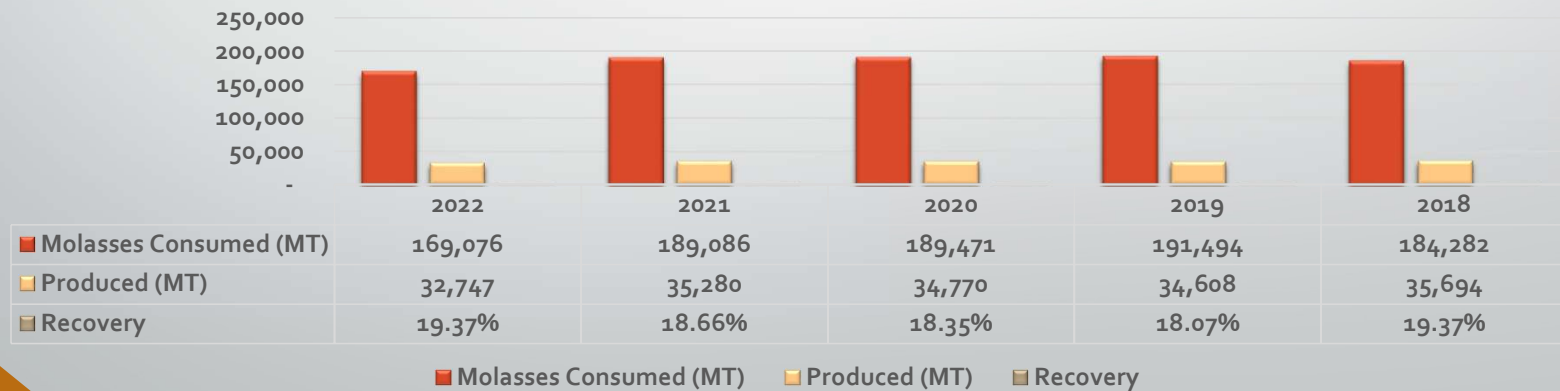
(Rupees in Million)



Production of Sugar



Production of Ethanol





03

Financial Results

(2022 vs 2021)

PROFIT & LOSS HIGHLIGHTS – Unconsolidated

	2022	2021	Difference
	Rs. in '000'	Rs. in '000'	%age
Sales - net	17,094,813	16,037,086	7%
Gross profit	2,866,696	2,124,762	35%
Operating profit	1,618,212	993,685	63%
Profit before taxation	505,434	337,348	50%
Profit after taxation	43,548	310,381	-86%
<u>Profit Distribution</u>			
Dividend to shareholders	0	143,460	-100%
Profit retained for future growth	43,548	166,921	-74%
Total	43,548	310,381	-86%
Earnings per share - basic and diluted (Rs.)	1.52	10.82	-58%

FINANCIAL POSITION HIGHLIGHTS – Unconsolidated

	2022	2021	Difference
	Rs. in '000'	Rs. in '000'	%age
Property, plant and equipment	18,016,724	11,833,225	52%
Stores and spares	509,428	522,564	-3%
Stock-in-trade	3,379,869	1,354,545	150%
Trade debts	44,157	533,462	-92%
Other assets	2,953,399	2,729,652	8%
Total Assets	24,903,577	16,973,448	
Shareholders' equity	11,115,953	9,011,835	23%
Long term finances – secured	4,940,026	2,517,003	96%
Trade and other payables	1,225,998	950,266	29%
Short term running finance	4,489,508	2,466,100	82%
Other liabilities	3,132,092	2,028,244	54%
Total Equity and Liabilities	24,903,577	16,973,448	

PROFIT & LOSS HIGHLIGHTS – Consolidated

	2022	2021	Difference
	Rs. in '000'	Rs. in '000'	%age
Sales - net	17,094,813	16,037,086	7%
Gross profit	2,866,696	2,124,762	35%
Operating profit	1,528,547	920,270	66%
Profit before taxation	379,001	237,427	60%
(Loss) /Profit after taxation	(77,725)	185,795	-142%
<u>Profit Distribution</u>	-	-	-
Dividend to shareholders	-	143,460	-100%
(Loss) /Earnings per share - basic and diluted (Rs.)	(2.56)	6.52	-139%

FINANCIAL POSITION HIGHLIGHTS – Consolidated

	2022	2021	Difference
	Rs. in '000'	Rs. in '000'	%age
Property, plant and equipment	19,571,325	12,500,913	57%
Stores and spares	509,428	522,564	-3%
Stock-in-trade	3,379,869	1,354,545	150%
Trade debts	44,157	533,462	-92%
Other assets	2,267,426	2,247,096	1%
Total Assets	25,772,205	17,158,580	
Shareholders' equity	11,221,765	9,157,420	23%
Long term finances - secured	5,647,419	2,725,666	107%
Trade and other payables	1,190,590	717,872	66%
Short term running finance	4,489,508	2,466,100	82%
Other liabilities	3,222,923	2,091,522	54%
Total Equity and Liabilities	25,772,205	17,158,580	



04

FIRST QUARTER FINANCIAL HIGHLIGHTS

(Operational & Financial Highlights)
Three Months ended December 31, 2022

Operational Highlights

(Three Months Ended December 31, 2022)

- **Season Started:** November 28, 2022
- **Season Ended:** Continued till date
- **Cane Crushed:** 1,704,857 MT (Feb 21, 2023)
- **Sugar produced:** 181,605 MT
- **Ethanol produced:** 8,585 MT (1st Quarter)

Financial Highlights (Dec 2022 vs. Dec 2021)

	Dec 31, 2022	Dec 31, 2021	Difference
	Rs. in '000'	Rs. in '000'	(%age)
Sales - net	3,428,854	2,761,021	24%
Gross profit	702,183	431,396	63%
Operating profit	336,763	143,485	135%
Profit before taxation	24,627	19,526	26%
Profit after taxation	45,105	39,608	14%
Earnings per share - basic and diluted (Rs.)	1.57	1.38	



05

FUTURE OUTLOOK

FUTURE OUTLOOK

- **Sugar Mills:**
- **The upcoming financial year 2022-23 seems more challenging due to poor economy of the country and high inflation including higher markup costs and sugarcane support prices. While the corresponding sugar prices are very low. Federal government allowed export approval of only 250,000 MT against carry over stock of 1 Million MT.**
- **Flour Mills:**
- **Mechanical works for Flour Mills having capacity of 285 TPD is in progress and we anticipate production to commence in 2nd Quarter of 2023.**



Q&A Session



THANK YOU!