



# CHASHMA SUGAR MILLS LIMITED

Corporate Briefing Session 2023

Presenters:

-Mr. Rizwan Ullah Khan, CFO

-Mr. Asad Ali, Manager F&A

بِسْمِ اللَّهِ الرَّحْمَنِ الرَّحِيمِ

# TABLE OF CONTENTS

1. Introduction (Group & Company)
2. Five Years Performance (Financial & Operational)
3. Financial Results (2023 vs 2022)
4. Current Status (Operational & Financial Performance) Three Months ended Dec 2023
5. Future Outlook

01

# INTRODUCTION

(Group and Company)



# INTRODUCTION OF THE GROUP

- ❖ The sponsors of the Premier Group of Companies (“The Group”) have been in commerce and industry since 1950 (experience of 70+ years).
- ❖ The Group is involved in the production of white crystalline Sugar, Ethanol, high grade polypropylene products, Grain Storage Facilities, Flour, Housing Project, bulk chemical management at Karachi terminal and interests in real-estate.
- ❖ The Group is also promoting agriculture sector in the field of variety sugar cane cultivation.
- ❖ Major Group companies include:
  - ❖ Premier Sugar Mills & Distillery Company Limited (listed company)
  - ❖ Chashma Sugar Mills Limited
  - ❖ Ultimate Whole Foods (Pvt.) Limited
  - ❖ Whole Foods (Pvt.) Limited
  - ❖ Syntron Limited
  - ❖ Syntronics Limited
  - ❖ Azlak Enterprises (Private) Limited

# CHASHMA SUGAR MILLS LIMITED

- Chashma Sugar Mills Limited (“the Company”) was incorporated in Pakistan on May 5, 1988.
- The company is principally engaged in manufacturing, production and sale of sugar, other allied compound/products.
- **“Corporate Structure”** of the Company is as follows:
  - The Premier Sugar Mills & Distillery Company Limited - **Parent Company**
  - Whole Foods (Pvt.) Limited - **100% Owned Subsidiary**
  - Ultimate Whole Foods (Pvt.) Limited – **Subsidiary with 72% Shareholding**

# PRODUCTION UNITS

- ❖ The Company has two Sugar Production Units and one Ethanol Production unit.
  - Unit – 1 is situated at University Road, D.I.Khan, KPK
  - Unit – 2 is situated at Ramak, D.I.Khan, KPK
  - Ethanol Unit is situated at Ramak, D.I.Khan, KPK



**Chashma Unit – 1**

Rated Crushing Capacity: 12,000 MT/day



**Chashma Unit – 2**

Rated Crushing Capacity: 6,000 MT/day



**Chashma Unit – Ethanol**

Production Capacity: 125,000 liters/day



02

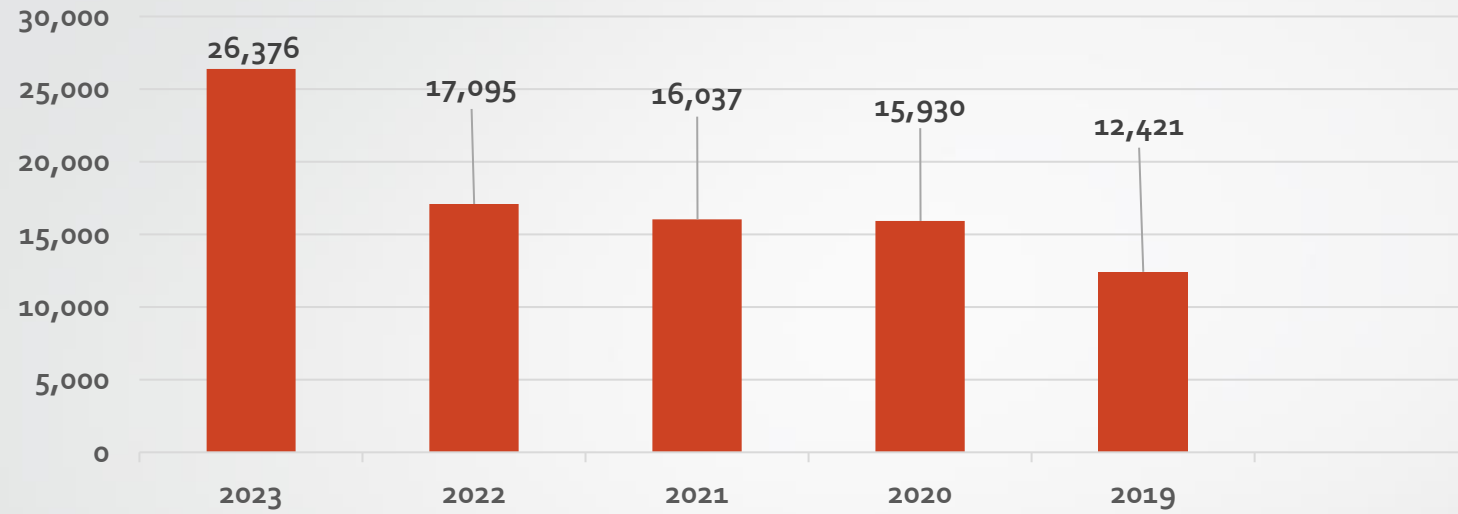
# FIVE YEARS PERFORMANCE

(Financial & Operational)



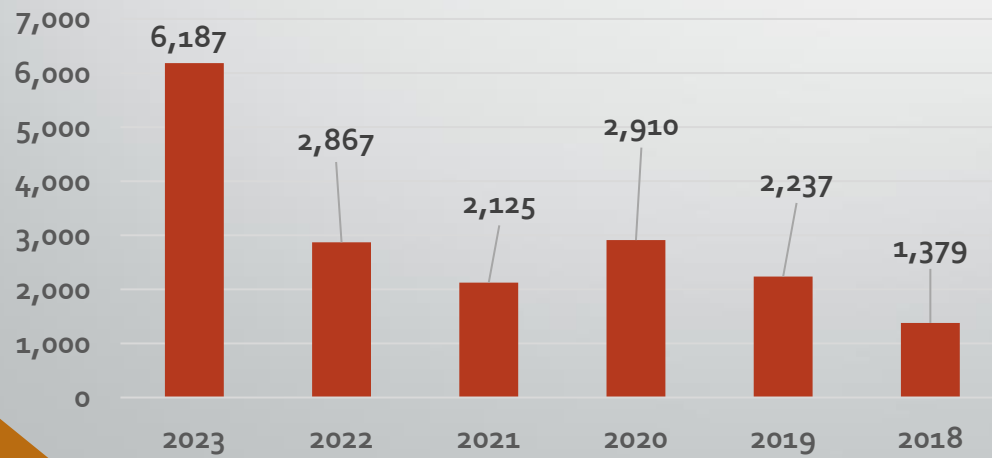
## Sales - net

(Rupees in Million)



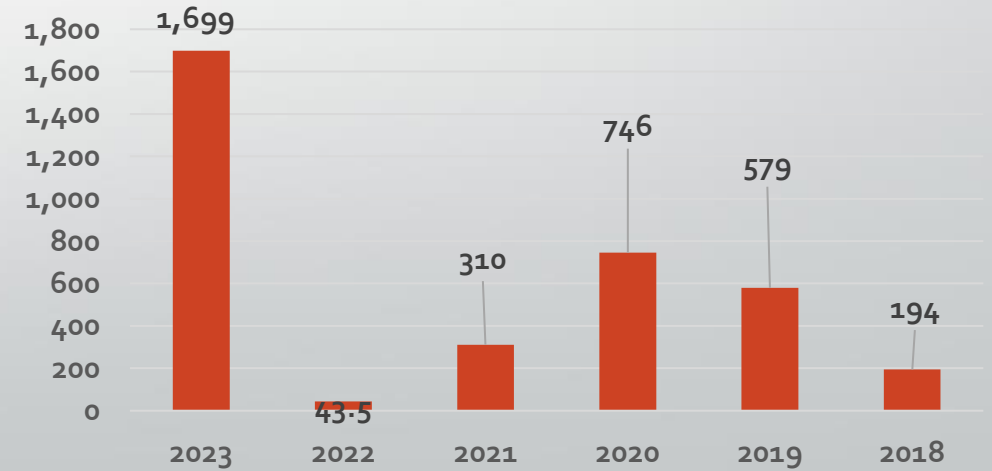
## Gross Profit

(Rupees in Million)



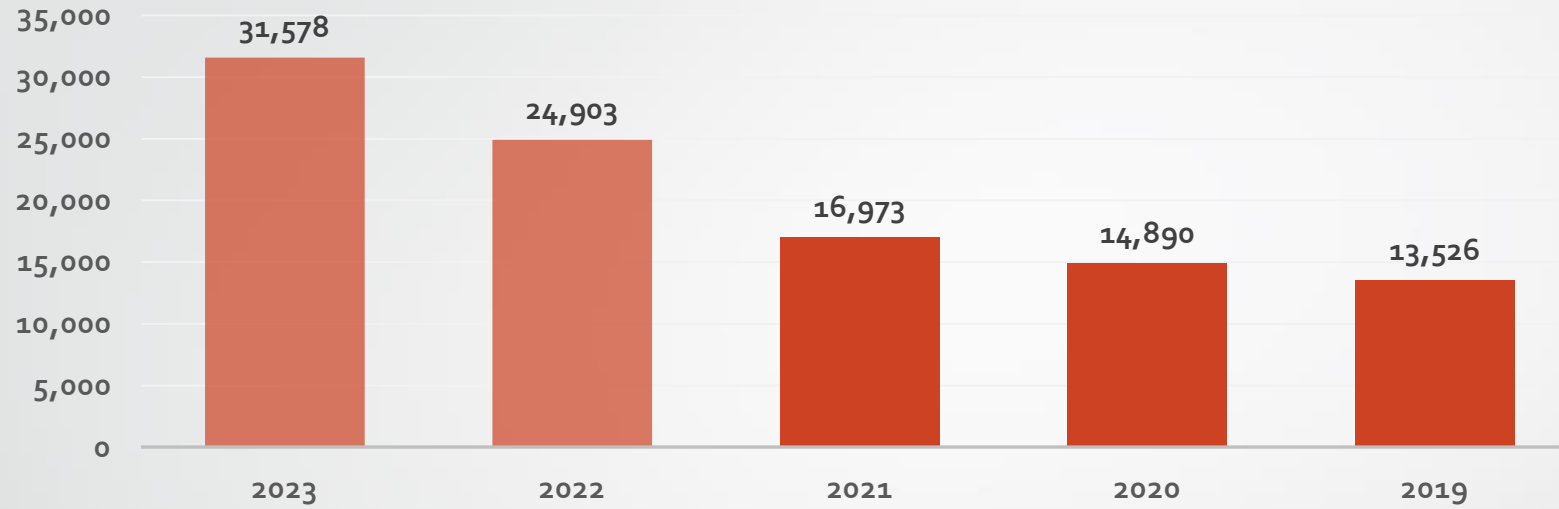
## Net Profit (PAT)

(Rupees in Million)



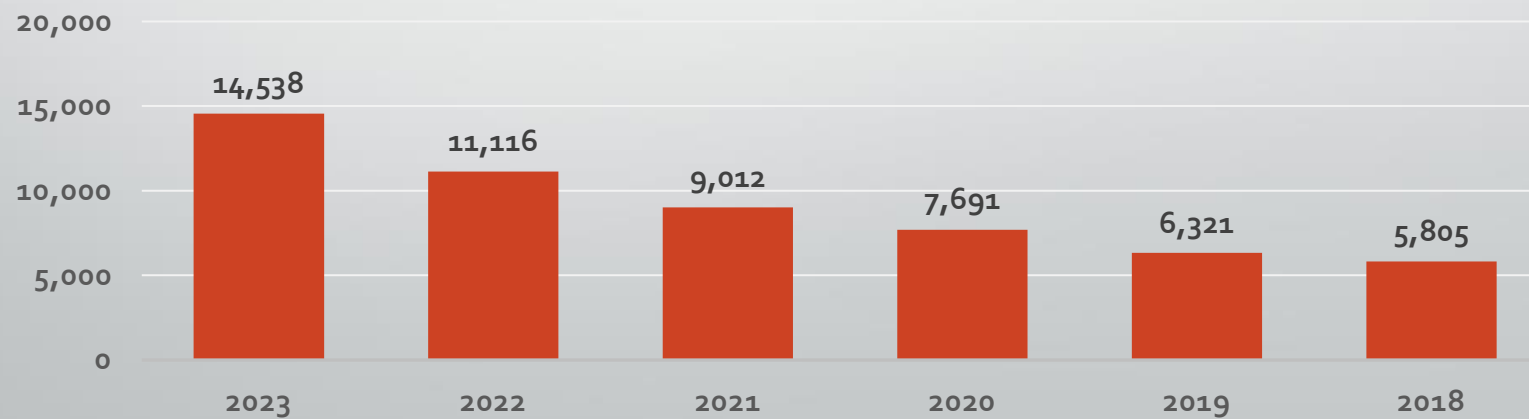
## Total Assets

(Rupees in Million)

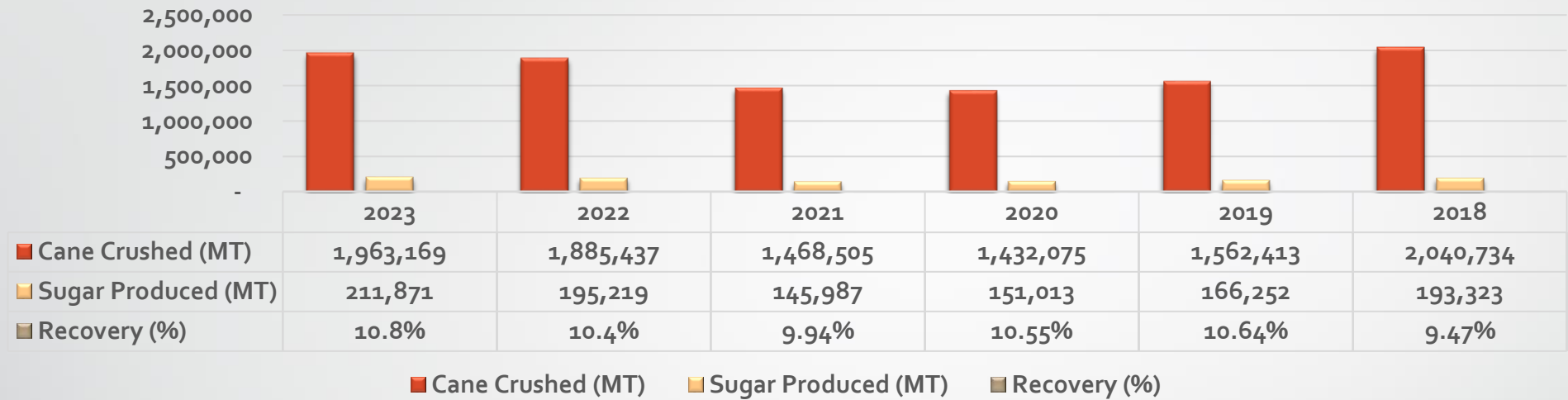


## Shareholder's Equity

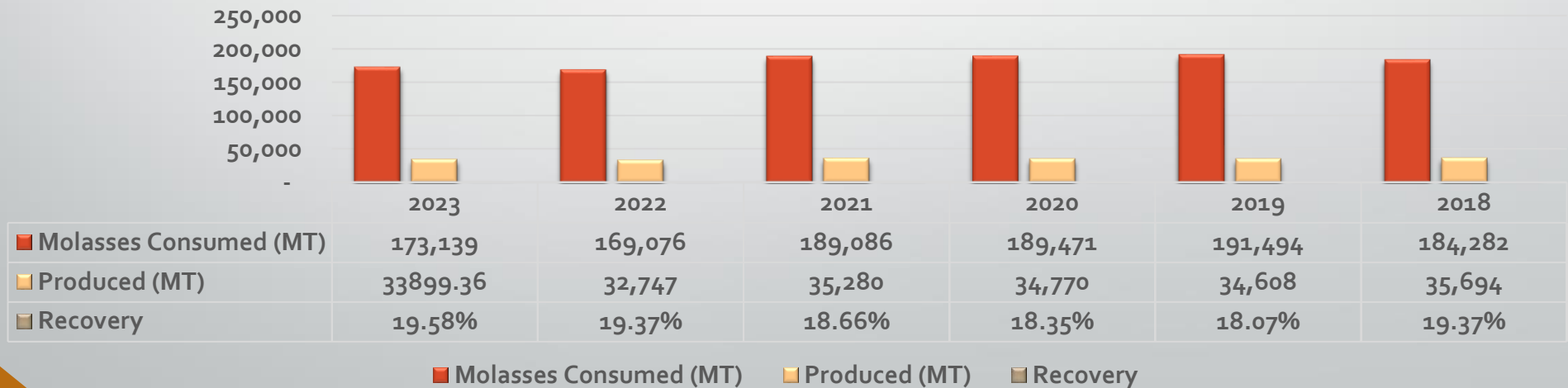
(Rupees in Million)



## Production of Sugar



## Production of Ethanol





03

# Financial Results

(2023 vs 2022)

# PROFIT & LOSS HIGHLIGHTS – Unconsolidated

	2023	2022	Difference
	Rs. in '000'	Rs. in '000'	%age
Sales - net	26,375,717	17,094,813	54%
Gross profit	6,187,264	2,866,696	116%
Operating profit	4,317,648	1,618,212	167%
Profit before taxation	1,579,280	505,434	212%
Profit after taxation	1,699,139	43,548	3802%
<u>Profit Distribution</u>			
Dividend to shareholders	143,460	0	100%
Profit retained for future growth	1,699,139	43,548	3802%
Total	1,842,599	43,548	4131%
Earnings per share - basic and diluted (Rs.)	59	1.52	3796%

## FINANCIAL POSITION HIGHLIGHTS – Unconsolidated

	2023	2022	Difference
	Rs. in '000'	Rs. in '000'	%age
Property, plant and equipment	20,371,132	18,016,724	13%
Stores and spares	841,710	509,428	65%
Stock-in-trade	5,177,676	3,379,869	53%
Trade debts	1,214,104	44,157	2650%
Other assets	3,973,144	2,953,399	35%
<b>Total Assets</b>	<b>31,577,766</b>	<b>24,903,577</b>	
Shareholders' equity	14,538,096	11,115,953	31%
Long term finances – secured	5,115,620	4,940,026	4%
Trade and other payables	3,375,789	1,225,998	175%
Short term running finance	4,871,003	4,489,508	8%
Other liabilities	3,677,258	3,132,092	17%
<b>Total Equity and Liabilities</b>	<b>31,577,766</b>	<b>24,903,577</b>	

# PROFIT & LOSS HIGHLIGHTS – Consolidated

	2023	2022	Difference
	Rs. in '000'	Rs. in '000'	%age
Sales - net	26,375,717	17,094,813	54%
Gross profit	6,187,264	2,866,696	116%
Operating profit	4,246,161	1,528,547	148%
Profit before taxation	1,463,148	379,001	286%
(Loss) /Profit after taxation	1,569,082	(77,725)	2119%
<u>Profit Distribution</u>	-	-	-
Dividend to shareholders	143,460	-	100%
(Loss) /Earnings per share - basic and diluted (Rs.)	55	(2.56)	58%

# FINANCIAL POSITION HIGHLIGHTS – Consolidated

	2023	2022	Difference
	Rs. in '000'	Rs. in '000'	%age
Property, plant and equipment	23,783,471	19,571,325	22%
Stores and spares	842,019	509,428	65%
Stock-in-trade	5,378,443	3,379,869	59%
Trade debts	1,214,104	44,157	2650%
Other assets	2,479,613	2,267,426	9%
<b>Total Assets</b>	<b>33,697,650</b>	<b>25,772,205</b>	
Shareholders' equity	14,605,473	11,221,765	30%
Long term finances - secured	6,771,201	5,647,419	20%
Trade and other payables	3,500,977	1,190,590	194%
Short term running finance	4,994,853	4,489,508	11%
Other liabilities	3,825,146	3,222,923	19%
<b>Total Equity and Liabilities</b>	<b>33,697,650</b>	<b>25,772,205</b>	





04

# FIRST QUARTER FINANCIAL HIGHLIGHTS

(Operational & Financial Highlights)  
Three Months ended December 31, 2023

# Operational Highlights

(Three Months Ended December 31, 2023)

- **Season Started:** November 27, 2023
- **Season Ended:** Continued till date
- **Cane Crushed:** 1,565,978 MT (Feb 21, 2023)
- **Sugar produced:** 151,830 MT
- **Ethanol produced:** **10,667** MT (1<sup>st</sup> Quarter)

# Financial Highlights (Dec 2023 vs. Dec 2022)

	Dec 31, 2023	Dec 31, 2022	Difference
	Rs. in '000'	Rs. in '000'	(%age)
Sales - net	6,267,001	3,428,854	83%
Gross profit	1,886,220	702,183	169%
Operating profit	1,369,818	336,763	307%
Profit before taxation	692,561	24,627	2712%
Profit after taxation	547,925	45,105	1115%
Earnings per share - basic and diluted (Rs.)	19.1	1.57	



05

# FUTURE OUTLOOK

# FUTURE OUTLOOK

- **Sugar Mills:**
- **The upcoming financial year 2023-24 seems more challenging due to poor economy of the country and high inflation including higher markup costs and sugarcane support prices. While the corresponding sugar prices are very low.**
- **Flour Mills:**
- **We are pleased to inform that our subsidiary company “Ultimate Whole Foods (Private) Limited,” has commenced commercial operations after completing its trial run. Ultimate Whole foods (Private) Limited is equipped with state-of-art flour mills having a capacity of 285 (TPD).**



# Q&A Session



THANK YOU!